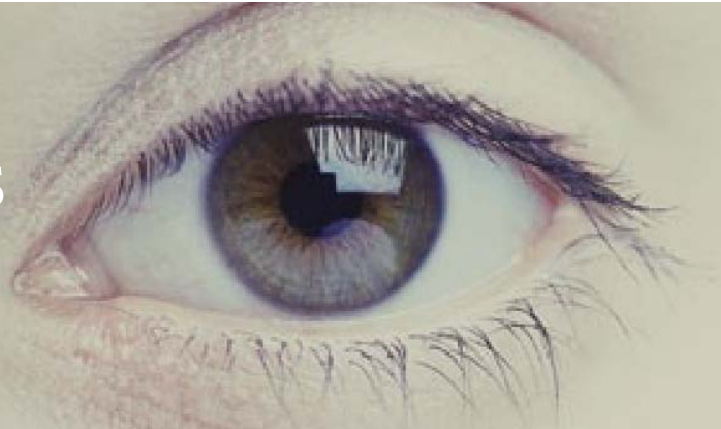


PUBLICATIONS 2005



A scientific publication is an important method of communicating research findings to other scientists. Our faculty regularly publishes the results of laboratory and clinical research.

Albini TA, Evans M, See R, **Rao NA**, Marback E, de Souza MM. Rosai-Dorfman disease: isolated epibulbar masses in two adult patients. *Br J Ophthalmol*. 2005;89:241-243.
Support: EY03040, RPB

Albini TA, **Rao NA**, **Smith RE**. The diagnosis and management of anterior scleritis. *Int Ophthalmol Clin*. 2005;45:191-204.
No support listed

Albini TA, Wang RC, Reiser B, Zamir E, Wu GS, **Rao NA**. Microglial stability and repopulation in the retina. *Br J Ophthalmol*. 2005;89:901-903.
Support: EY03040, RPB, EY013253

Albini TA, Zamir E, Read RW, **Smith RE**, See RF, **Rao NA**. Evaluation of subconjunctival triamcinolone for nonnecrotizing anterior scleritis. *Ophthalmology*. 2005;112:1814-1820.
Support: RPB

Aldave AJ, Rayner SA, King JA, **Affeldt JA**, Yellore VS. A unique corneal dystrophy of Bowman's layer and stroma associated with the Gly623Asp mutation in the transforming growth factor beta-induced (TGFB1) gene. *Ophthalmology*. 2005;112:1017-1022.
Support: Emily Plumb Estate and Trust, FL

Aldave AJ, Rayner SA, Principe AH, **Affeldt JA**, Katsev D, Yellore VS. Analysis of fifteen positional candidate genes for Schnyder crystalline corneal dystrophy. *Mol Vis*. 2005;11:713-716.
Support: Emily Plumb Estate and Trust

Almony A, Garg S, Peters RK, Mamet R, Tsong J, Shibuya B, Kitridou R, **Sadun AA**. Threshold Amsler grid as a screening tool for asymptomatic patients on hydroxychloroquine therapy. *Br J Ophthalmol*. 2005;89:569-574.
Support: EY03040

Azab M, Boyer DS, Bressler NM, Bressler SB, Cihelkova I, Hao Y, Immonen I, **Lim JI**, Menchini U, Naor J, Potter MJ, Reaves A, Rosenfeld PJ, Slakter JS, Soucek P, Strong HA, Wenkstern A, Su XY, Yang YC. Verteporfin therapy of subfoveal minimally classic choroidal neovascularization in age-related macular degeneration: 2-year results of a randomized clinical trial. *Arch Ophthalmol*. 2005;123:448-457.
No support listed

Baglivo E, Boudjema S, Pieh C, Safran AB, Chizzolini C, Herbot C, **Rao N**. Vascular occlusion in serpiginous choroidopathy. *Br J Ophthalmol*. 2005;89:387-388.
No support listed

Balansard B, Bodaghi B, Cassoux N, Fardeau C, Romand S, Rozenberg F, **Rao NA**, Lehoang P. Necrotising retinopathies simulating acute retinal necrosis syndrome. *Br J Ophthalmol*. 2005;89:96-101.
No support listed

Becker U, Ehrhardt C, Schaefer UF, Gukasyan HJ, Kim KJ, Lee VH, Lehr CM. Tissue distribution of moxaverine-hydrochloride in the rabbit eye and plasma. *J Ocul Pharmacol Ther*. 2005;21:210-216.
Support: Ursapharm Arzneimittel GmbH and Co., EY12356, HL64365, HI38658,

Beeley NRF, Rossi JV, Mello PAA, **Mahmoud MI**, **Fujii GY**, **de Juan E**, **Varner SE**. Fabrication, implantation, elution, and retrieval of a steroid-loaded polycaprolactone subretinal implant. *J Biomed Mat Res Part A*. 2005;73A:437-444.
No support listed

Bernardino CR, **Chang EL**, Hatton MP, Rubin PA, Dohlman CH. Glaucoma drainage devices: a systematic literature review and current controversies. *Surv Ophthalmol*. 2005;50:411.
[Letter]

Bose S, Dhillon N, Ross-Cisneros FN, Carelli V. Relative post-mortem sparing of afferent pupil fibers in a patient with 3460 Leber's hereditary optic neuropathy. *Graefes Arch Clin Exp Ophthalmol*. 2005;243: 1175-1179.
Support: EY03040

Buffenn AN. Adjustable suture use in strabismus surgery. *Curr Opin Ophthalmol*. 2005;16:294-297.
No support listed

Buracas GT, **Fine I**, Boynton GM. The relationship between task performance and functional magnetic resonance imaging response. *J Neurosci*. 2005;25:3023-3031.
Support: EY12925, Drown Foundation

Carta A, Carelli V, D'Adda T, Ross-Cisneros FN, **Sadun AA**. Human extraocular muscles in mitochondrial diseases: comparing chronic progressive external ophthalmoplegia with Leber's hereditary optic neuropathy. *Br J Ophthalmol*. 2005;89:825-827.
No support listed

Cassoux N, Charlotte F, **Rao NA**, Bodaghi B, Merle-Beral H, Lehoang P. Endoretinal biopsy in establishing the diagnosis of uveitis: a clinicopathologic report of three cases. *Ocul Immunol Inflamm*. 2005;13:79-83.
No support listed

Chader GJ. Beyond basic research for inherited and orphan retinal diseases: successes and challenges. *Retina*. 2005;25:S15-S17.
No support listed

Chader GJ. Surmountable challenges in translating pigment epithelium-derived factor (PEDF) therapy from animal models to clinical trials for retinal degenerations. *Retina*. 2005;25:S29-S30.
No support listed

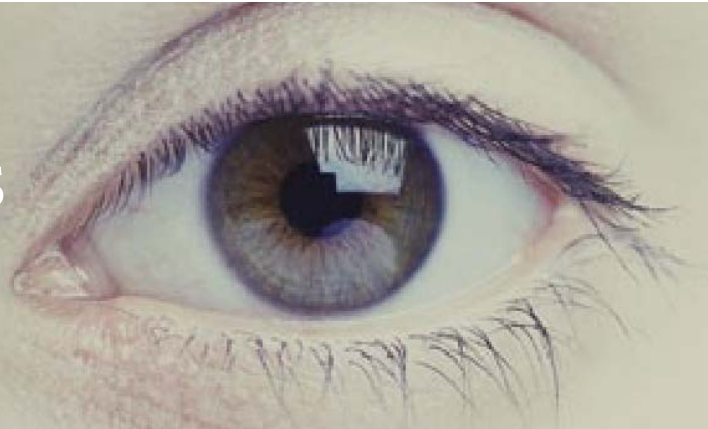
Chalita MR, Li Y, Smith S, Patil C, Westphal V, Rollins AM, Izatt JA, **Huang D**. High-speed optical coherence tomography of laser iridotomy. *Am J Ophthalmol*. 2005;140:1133-1136.
No support listed

Chan CK, Pham LN, Zhou J, Spee C, **Ryan SJ**, **Hinton DR**. Differential expression of pro- and antiangiogenic factors in mouse strain-dependent hypoxia-induced retinal neovascularization. *Lab Invest*. 2005;85:721-733.
Support: EY03040, RPB, Arnold & Mabel Beckman Foundation, EY01545

Chang EL, Hatton MP, Bernardino CR, Rubin PAD. Simplified repair of zygomatic fractures through a transconjunctival approach. *Ophthalmology*. 2005;112:1302-1309.
No support listed

Chang EL, Hayes J, Hatton M, Rubin PAD. Acquired lower eyelid epiblepharon in patients with thyroid eye disease. *Ophthalmic Plastic Reconstr Surg*. 2005;21:192-196.
No support listed

PUBLICATIONS 2005



Chang-Lin JE, Kim KJ, Lee VH. Characterization of active ion transport across primary rabbit corneal epithelial cell layers (RCrECL) cultured at an air-interface. *Exp Eye Res.* 2005;80:827-836.

Support: EY12578, HL38658, HL64365

Charalambous C, Hofman FM, Chen TC. Functional and phenotypic differences between glioblastoma multiforme-derived and normal human brain endothelial cells. *J Neurosurg.* 2005;102:699-705.

No support listed

Charalambous C, Pen LB, Su YS, Milan J, Chen TC, Hofman FM. Interleukin-8 differentially regulates migration of tumor-associated and normal human brain endothelial cells. *Cancer Res.* 2005;65:10347-10354.

No support listed

Chiu K, Lam TT, Li WWY, Caprioli J, Kwong JMK. Calpain and N-methyl-D-aspartate (NMDA)-induced excitotoxicity in rat retinas. *Brain Res.* 2005;1046:207-215.

Support: Medicine Panel, Chinese Univ of Hong Kong, RPB Lew R Wasserman Merit Award, RPB Physician Scientist Award, Glaucoma Research Foundation, Gerald Oppenheimer Family Foundation for the Prevention of Eye Disease Fund.

De Moura CR, Fraser-Bell S, Stout A, Labree L, Nilfors M, Varma R. Experience with the Baerveldt glaucoma implant in the management of pediatric glaucoma. *Am J Ophthalmol.* 2005;139:847-854.

Support: EY03040, RPB, RPB Sybil B. Harrington Scholar

de Smet MD, Rao NA. Retinal cystoid spaces in acute Vogt-Koyanagi-Harada syndrome. *Am J Ophthalmol.* 2005;140:962; author reply 962-963. [Letter]

Dietlin TA, Hofman FM, Gilmore W, Stohlman SA, van der Veen RC. T cell expansion is regulated by activated Gr-1(+) splenocytes. *Cell Immunol.* 2005;235:39-45.

Support: National MS Society

Fine I, Finney EM, Boynton GM, Dobkins KR. Comparing the effects of auditory deprivation and sign language within the auditory and visual cortex. *J Cogn Neurosci.* 2005;17:1621-1637.

Support: NSF, NRSA

Fink W. Refractive correction method for digital charge-coupled device-recorded Scheimpflug photographs by means of ray tracing. *J Biomed Opt.* 2005;10:024003.

No support listed

Forooghian F, Lam WC, Hopkins J, Dhanda D. Bilateral neuroretinitis with peripapillary serous retinal detachments in a patient with HIV and HBV. *Arch Ophthalmol.* 2005;123:1447-1449.

No support listed

Francis BA, Du LT, Najafi K, Murthy R, Kurumety U, Rao N, Minckler DS. Histopathologic features of conjunctival filtering blebs. *Arch Ophthalmol.* 2005;123:166-170.

Support: EY03040, RPB

Francis BA, Ianchulev T, Schofield JK, Minckler DS. Selective laser trabeculoplasty as a replacement for medical therapy in open-angle glaucoma. *Am J Ophthalmol.* 2005;140:524-525.

No support listed

Francis BA, Wang M, Lei H, Du LT, Minckler DS, Green RL, Roland C. Changes in axial length following trabeculectomy and glaucoma drainage device surgery. *Br J Ophthalmol.* 2005;89:17-20.

Support: EY03040, RPB

Fraser-Bell S, Donofrio J, Wu J, Klein R, **Azen SP**, **Varma R**. Sociodemographic factors and age-related macular degeneration in Latinos: the Los Angeles Latino Eye Study. *Am J Ophthalmol*. 2005;139:30-38.

Support: EY03040, RPB, Sybil B Harrington Scholar, EY11753,

Gaucher D, Bodaghi B, Charlotte F, Schneider C, Cassoux N, Lemaitre C, Leblond V, Rao N, LeHoang P. [MALT-type B-cell lymphoma masquerading as scleritis or posterior uveitis]. *J Fr Ophthalmol*. 2005;28:31-38.

No support listed.

Globe DR, **Varma R**, Torres M, Wu J, Klein R, **Azen SP**. Self-reported comorbidities and visual function in a population-based study: the Los Angeles Latino Eye Study. *Arch Ophthalmol*. 2005;123:815-821.

Support: EY03040, RPB, RPB Sybil B. Harrington, EY11753

Goldenberg-Cohen N, **Tarczy-Hornoch K**, Klink DF, Guyton DL. Postoperative adjustable surgery of the superior oblique tendon. *Strabismus*. 2005;13:5-10.

No support listed

Goldsmith JA, Li Y, Chalita MR, Westphal V, Patil CA, Rollins AM, Izatt JA, **Huang D**. Anterior chamber width measurement by high-speed optical coherence tomography. *Ophthalmology*. 2005;112:238-244.

Support: R24 EY13015

Gonzalez JM, Bergmann CC, Fuss B, **Hinton DR**, Kangas C, Macklin WB, Stohlman SA. Expression of a dominant negative IFN-gammareceptor on mouse oligodendrocytes. *Glia*. 2005;51:22-34.

Support: NS 18146, NS 25304

Gosalia K, **Humayun MS**, Lazzi G. Impedance matching and implementation of planar space-filling dipoles as intraocular implanted antennas in a retinal prosthesis. *IEEE Trans Anten Prop*. 2005;53:2365-2373.

Support: NSF CAREER award ECS-0091599, Whitaker Foundation grant RG-00-0298, NSF grants EEC-0310723, ECS-0335537

Guven D, **Weiland JD**, Fujii G, Mech BV, Mahadevappa M, Greenberg R, Roizenblatt R, Qiu G, Labree L, Wang X, **Hinton D**, **Humayun MS**. Long-term stimulation by active epiretinal implants in normal and RCD1 dogs. *J Neural Eng*. 2005;2:S65-73.

Support: EY03040, Fletcher Jones Foundation, EY12893, Whittaker Foundation, Second Sight Medical Products, Inc.

He S, Ding Y, Zhou J, Krasnoperov V, Zozulya S, Kumar SR, **Ryan SJ**, Gill PS, **Hinton DR**. Soluble EphB4 regulates choroidal endothelial cell function and inhibits laser-induced choroidal neovascularization. *Invest Ophthalmol Vis Sci*. 2005;46:4772-4779.

Support: EY03040, RPB, EY01545, CA79218, Beckman Foundation, Vasgene Therapeutics

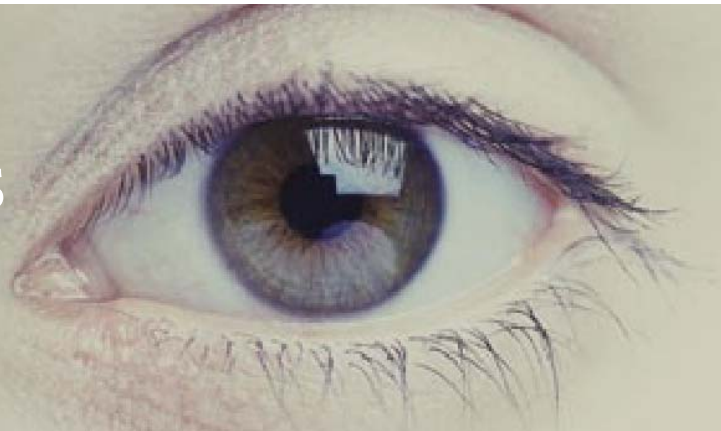
Hindinger C, Gonzalez JM, Bergmann CC, Fuss B, **Hinton DR**, Atkinson RD, Macklin WB, Stohlman SA. Astrocyte expression of a dominant-negative interferon-gamma receptor. *J Neurosci Res*. 2005;82:20-31.

Support: NS18146

Hoffmann S, **He S**, Jin M, Ehren M, Wiedemann P, **Ryan SJ**, **Hinton DR**. A selective cyclic integrin antagonist blocks the integrin receptors alphavbeta3 and alphavbeta5 and inhibits retinal pigment epithelium cell attachment, migration and invasion. *BMC Ophthalmol*. 2005;5:16.

Support: EY03040, EY02061, German Research Assn WI880\9-1

PUBLICATIONS 2005



Hoffmann S, He S, Jin ML, Masiero L, Wiedemann P, Ryan SJ, Kohn EC. Carboxyamido-triazole modulates retinal pigment epithelial and choroidal endothelial cell attachment, migration, proliferation, and MMP-2 secretion of choroidal endothelial cells. *Curr Eye Res.* 2005;30:103-113.
Support: EY03040, EY01545, DFG WI8800/9-1, Univ of Leipzig 78311106

Hosoya K, Lee VH, Kim KJ. Roles of the conjunctiva in ocular drug delivery: a review of conjunctival transport mechanisms and their regulation. *Eur J Pharm Biopharm.* 2005;60:227-240.
Support: EY10421, HL38658, HL64365, Japan Soc for the Promotion of Science

Ianchulev T, Pham P, Makarov V, Francis B, Minckler D. Peristat: a computer-based perimetry self-test for cost-effective population screening of glaucoma. *Curr Eye Res.* 2005;30:1-6.
No support listed

Ianchulev T, Salz J, Hoffer K, Albin T, Hsu H, Labree L. Intraoperative optical refractive biometry for intraocular lens power estimation without axial length and keratometry measurements. *J Cataract Refract Surg.* 2005;31:1530-1536.
No support listed

Jerdeva GV, Wu K, Yarber F, Rohodes C, Kalman D, Schechter J, Hamm-Alvarez SF. Actin and non-muscle myosin II facilitate apical exocytosis of tear proteins in rabbit lacrimal acinar epithelial cells. *J Cell Sci.* 2005;118:4797-4812.
Support: EY11386, EY10550, EY13949, NS38246, DK56040, GN59297

Jerdeva GV, Yarber FA, Trousdale MD, Rhodes CJ, Okamoto CT, Dartt DA, Hamm-Alvarez SF. Dominant negative PKC {epsilon} impairs apical actin remodeling in parallel with inhibition of carbachol-stimulated secretion in rabbit lacrimal

acini. *Am J Physiol Cell Physiol.* 2005;289:C1052-1068.
Support: EY11386, EY06177, EY13949, EY05081, NS38246, DK56040, GM59297

Jin M, Young J, Kannan R, He S, Ryan SJ, Hinton DR. hepatocyte growth factor protects RPE cells from apoptosis induced by glutathione depletion. *Invest Ophthalmol Vis Sci.* 2005;46:4311-4319.
Support: EY03040, RPB, EY02061, Beckman Foundation,

Jonas J, Heatley G, Spaide R, Varma R. Intravitreal triamcinolone acetonide and secondary ocular hypertension. *J Glaucoma.* 2005;14:168-171.
No support listed

Kardosh A, Soriano N, Liu YT, Uddin J, Petasis NA, Hofman FM, Chen TC, Schonthal AH. Multi-target inhibition of drug-resistant multiple myeloma cell lines by dimethyl-celecoxib (DMC), a non-COX-2-inhibitory analog of celecoxib. *Blood.* 2005;106:4330-4338.
Support: Zumberge Faculty Research, Margaret E. Early Medical Research Trust

Kardosh A, Wang W, Uddin J, Petasis NA, Hofman FM, Chen TC, Schonthal AH. Dimethyl-Celecoxib (DMC), a derivative of celecoxib that lacks cyclooxygenase-2-inhibitory function, potently mimics the anti-tumor effects of celecoxib on Burkitt's lymphoma in vitro and in vivo. *Cancer Biol Ther.* 2005;4:571-582.
No support listed

Kendir GA, Liu WT, Wang GX, Sivaprakasam M, Bashirullah R, Humayun MS, Weiland JD. An optimal design methodology for inductive power link with class-E amplifier. *IEEE Trans Circuits Syst I-Reg Papers.* 2005;52:857-866.
No support listed

Khurana RN, Albini T, Dea MK, **Rao NA, Lim JI**. Atypical presentation of multiple evanescent white dot syndrome involving granular lesions of varying size. *Am J Ophthalmol*. 2005;139:935-937.

No support listed

Khurana RN, Charonis A, Samuel MA, Gupta A, **Tawansy KA**. Intravenous foscarnet in the management of acyclovir-resistant herpes simplex virus type 2 in acute retinal necrosis in children. *Med Sci Monit*. 2005;11:CS75-78.

No support listed

Khurana RN, Fujii GY, Walsh AC, **Humayun MS, de Juan E Jr, Sadda SR**. Rapid recurrence of geographic atrophy after full macular translocation for nonexudative age-related macular degeneration. *Ophthalmology*. 2005;112:1586-1591.
Support: **RPB**

Khurana RN, Samuel MA, **Murphree AL**, Loo RH, **Tawansy KA**. Subfoveal nodule in Coats' disease. *Clin Exp Ophthalmol*. 2005;33:301-302.

No support listed

Ko MK, **Kay EP**. Regulatory Role of FGF-2 on type I collagen expression during endothelial mesenchymal transformation. *Invest Ophthalmol Vis Sci*. 2005;46:4495-1503.
Support: **EY03040, RPB, EY06431**

Kuritz T, Lee I, Owens ET, **Humayun M**, Greenbaum E. Molecular photovoltaics and the photoactivation of mammalian cells. *IEEE Trans Nanobiosci*. 2005;4:196-200.
Support: Medical Sciences Div, Office of Biological and Environmental Research, DOE, DE-AC05-00OR22725

Lakhanpal RR, **Humayun MS, de Juan E Jr, Lim JI, Chong LP, Chang TS**, Javaheri M, Fujii GY, Barnes AC, Alexandrou TJ. Outcomes of 140 consecutive cases of 25-gauge

transconjunctival surgery for posterior segment disease. *Ophthalmology*. 2005;112:817-824.

Support: **EY03040**

Lakhanpal RR, Javaheri M, Equi RA, **Humayun MS**. Improvement after transvitreal limited arteriovenous crossing manipulation without vitrectomy for complicated branch retinal vein occlusion using 25 gauge instrumentation. *Br J Ophthalmol*. 2005;89:922-923.

Support: **EY03040, RPB**

Lakhanpal RR, Javaheri M, Ruiz-Garcia H, **de Juan E Jr, Humayun MS**. Transvitreal limited arteriovenous-crossing manipulation without vitrectomy for complicated branch retinal vein occlusion using 25-gauge instrumentation. *Retina*. 2005;25:272-280.

Support: **EY03040, RPB**

Lambert JL, Pelletier CC, **Borchert M**. Glucose determination in human aqueous humor with Raman spectroscopy. *J Biomed Opt*. 2005;10:031110.

No support listed

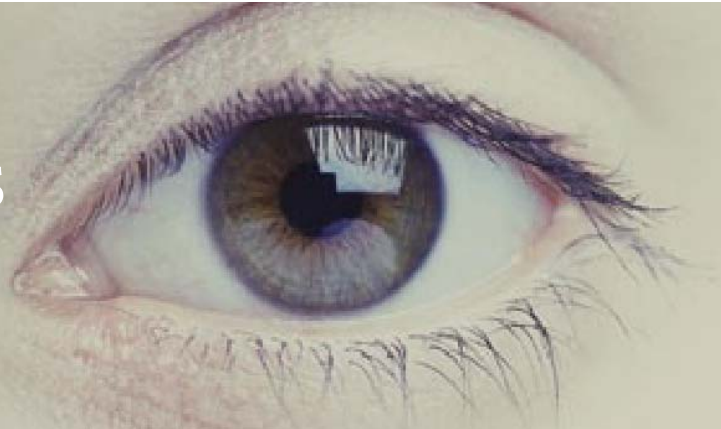
Li SL, Tiab L, Jiao XD, Munier FL, Zografos L, Frueh BE, Sergeev Y, Smith J, Rubin B, **Meallet MA**, Forster RK, Hejtmancik JF, Schorderet DF. Mutations in PIP5K3 are associated with Francois-Neetens Mouchettee fleck corneal dystrophy. *Am J Hum Genet*. 2005;77:54-63.

Support: Swiss National Science Foundation 32-065250.01

Lim JI, Spee C, Hangai M, Rocha J, Ying HS, **Ryan SJ, Hinton DR**. Neuropilin-1 expression by endothelial cells and retinal pigment epithelial cells in choroidal neovascular membranes. *Am J Ophthalmol*. 2005;140:1044-1050.

Support: **RPB, EY03040, EY01545, DEI AMD Research Fund**

PUBLICATIONS 2005



Mack WJ, Teng E, Zheng L, Paz S, Chui H, Varma R. Category fluency in a Latino sample: Associations with age, education, gender, and language. *J Clin Exp Neuropsychol*. 2005;27:591-598.

Support: EY11753, AG05142

Mahadevappa M, Weiland JD, Greenberg RJ, Humayun MS. Perceptual thresholds and electrode impedance in three retinal prosthesis subjects. *IEEE Trans Neural Syst Rehabil Eng*. 2005;13:201-206.

Support: RPB, Second Sight, Fletcher Jones Foundation

Marshak H, Dresner SC. Multipurpose conical orbital implant in evisceration. *Ophthal Plast Reconstr Surg*. 2005;21:376-378.

No support listed

Minckler DS, Baerveldt G, Alfaro MR, Francis BA. Clinical results with the Trabectome for treatment of open-angle glaucoma. *Ophthalmology*. 2005;112:962-967.

Support: EY03040, RPB, EY015037, NeoMedix Corp.

Minckler DS. Cataract surgical problem Consultation June #10. *J Cataract Refract Surg*. 2005;31:1096-1097.

No support listed

Mircheff AK, Wang Y, de Saint Jean M, Ding C, Trousdale MD, Hamm-Alvarez SF, Schechter JE. Mucosal immunity and self-tolerance in the ocular surface system. *The Ocular Surface*. 2005;3:182-193.

Support: EY005801, EY010550, EY012689, EY013720

Morrison VL, Labree LD, Azen SP, Goldberg DE, Freeman WR. Results of silicone oil removal in patients with cytomegalovirus retinitis related retinal detachments. *Am J Ophthalmol*. 2005;786-793.

Support: EY03040, R01-EY07366

Nair KS, Hanson SM, Mendez A, Gurevich EV, Kennedy MJ, Shestopalov VI, Vishnivetskiy SA, Chen J, Hurley JB, Gurevich VV, Slepak VZ. Light-dependent redistribution of arrestin in vertebrate rods is an energy-independent process governed by protein-protein interactions. *Neuron*. 2005;46:555-567.

No support listed.

Nair KS, Mendez A, Blumer JB, Rosenzweig DH, Slepak VZ. The presence of a Leu-Gly-Asn repeat-enriched protein (LGN), a putative binding partner of transducin, in ROD photoreceptors. *Invest Ophthalmol Vis Sci*. 2005;46:383-389.

Support: EY012982, GM060019, F32MH65092, EY014801

Nazemi PP, Fink W, Lim JI, Sadun AA. Scotomas of age-related macular degeneration detected and characterized by means of a novel three-dimensional computer-automated visual field test. *Retina*. 2005;25:446-453.

No support listed

Neuschwander TB, Chang EL, Sadun AA. Hertel curve: orbital volume increment and proptosis in a cadaver model. *Ophthal Plast Reconstr Surg*. 2005;21:431-434.

No support listed

Nikonov SS, Daniele LL, Zhu X, Craft CM, Swaroop A, Pugh EN, Jr. Photoreceptors of Nrl^{-/-} mice coexpress functional S- and M-cone opsins having distinct inactivation mechanisms. *J Gen Physiol*. 2005;125:287-304.

Support: RPB, Jules and Doris Stein Research to Prevent Blindness Professorship, EY02660, EY11115, Foundation Fighting Blindness

Nussenblatt RB, Peterson JS, Foster CS, Rao NA, See RF, Letko E, Buggage RR. Initial evaluation of subcutaneous daclizumab treatments for noninfectious uveitis: a multicenter

noncomparative interventional case series. *Ophthalmology*. 2005;112:764-770.

Support: EY12113, Protein Design Labs, Inc.

Osorio Y, La Point SF, Nusinowitz S, Hofman FM, Ghiasi H. CD8+-dependent CNS demyelination following ocular infection of mice with a recombinant HSV-1 expressing murine IL-2. *Exp Neurol*. 2005;193:1-18.

Support: EY13615, Skirball Program in Molecular Ophthalmology

Paudyal G, Doshi V, Shrestha MK, Kalayoglu MV, Tabin G, Gurung R, Shrestha B, Ruit S. Treatment of vitreoretinal disorders in the developing world: indications and outcomes of vitreoretinal surgery in Nepal. *Ophthalmology*. 2005;112:319-326.

Support: Fred Hollows Foundation, Himalayan Cataract Project

Pelletier CC, Lambert JL, Borchert M. Determination of glucose in human aqueous humor using Raman spectroscopy and designed-solution calibration. *Appl Spectrosc*. 2005;59:1024-1031.

No support listed

Qiu G, Seiler MJ, Mui C, Arai S, Aramant RB, de Juan E Jr, Sadda S. Photoreceptor differentiation and integration of retinal progenitor cells transplanted into transgenic rats. *Exp Eye Res*. 2005;80:515-525.

Support: EY03040, RPB, Foundation Fighting Blindness, Foundation for Retinal Research, Fletcher Jones Foundation

Radhakrishnan S, Goldsmith J, Huang D, Westphal V, Dueker DK, Rollins AM, Izatt JA, Smith SD. Comparison of optical coherence tomography and ultrasound biomicroscopy for detection of narrow anterior chamber angles. *Arch Ophthalmol*. 2005;123:1053-1059.

Support: R21 EB002718

Radhakrishnan S, Huang D, Smith SD. Optical coherence tomography imaging of the anterior chamber angle.

Ophthalmol Clin North Am. 2005;18:375-381.

No support listed

Rajendram R, Evans M, Rao NA. Vogt-Koyanagi-Harada disease. *Int Ophthalmol Clin*. 2005;45:115-134.

No support listed

Read RW, Zhang J, Albin T, Evans M, Rao NA. Splendore-hoeppli phenomenon in the conjunctiva: immunohistochemical analysis. *Am J Ophthalmol*. 2005;140:262-266.

Support: EY03040, RPB

Rentsendorj A, Agadjanian H, Chen X, Cirivello M, Macveigh M, Kedes L, Hamm-Alvarez SF, Medina-Kauwe LK. The Ad5 fiber mediates nonviral gene transfer in the absence of the whole virus, utilizing a novel cell entry pathway. *Gene Ther*. 2005;12:225.

Support: R01 CA102126-01, P30 DK48522-08, R03 EY13949-01

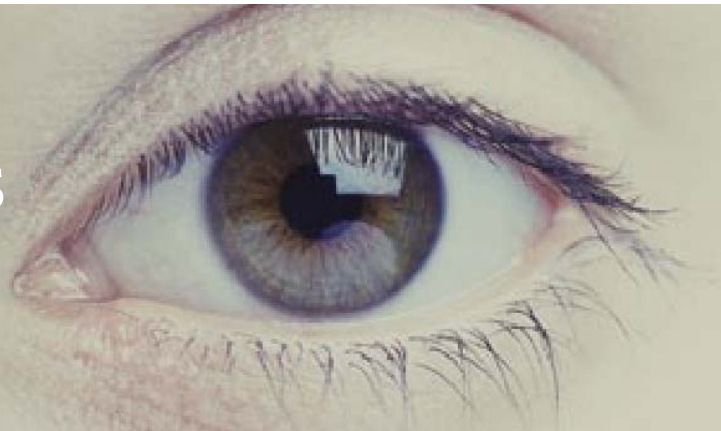
Rose CM, Qian L, Hakim L, Wang Y, Jerdeva GY, Marchelletta R, Nakamura T, Hamm-Alvarez SF, Mircheff AK. Accumulation of catalytically active proteases in lacrimal gland acinar cell endosomes during chronic ex vivo muscarinic receptor stimulation. *Scand J Immunol*. 2005;61:36-50.

Support: EY00508, EY13720, DK48533, Allergan

Support: Ryan SJ. Governmental, university, pharmaceutical, and foundation partnerships to advance translational research in retinal disease. *Retina*. 2005;25:S82.

No support listed

PUBLICATIONS 2005



Ryan SJ. National and international patient networks: standardization of phenotype and genotype definitions. *Retina.* 2005;25:S68.

No support listed

Sadun AA. Ophthalmology in Cuba. *Arch Ophthalmol.* 2005;123:1431-1432.

Editorial

Sampath AP, Strissel KJ, Elias R, Arshavsky VY, McGinnis JF, Chen J, Kawamura SU, Rleke F, Hurley JB. Recoverin improves rod-mediated vision by enhancing signal transmission in the mouse retina. *Neuron.* 2005;46:413-420. Support: **RPB**, EY06641, EY14784, EY10336, EY13050, EY12703, EY11850, EY12190, Massachusetts Lions Eye Research Fund

Savini G, Zanini M, Carelli V, Sadun AA, Ross-Cisneros FN, Barboni P. Correlation between retinal nerve fibre layer thickness and optic nerve head size: an optical coherence tomography study. *Br J Ophthalmol.* 2005;89:489-492.

No support listed

Scott G, Yiu SC, Wasilewski D, Song J, Smith RE. Combined esterified estrogen and methyltestosterone treatment for dry eye syndrome in postmenopausal women. *Am J Ophthalmol.* 2005;139:1109-1110.

Support: EY03040, **RPB**, Baxter Foundation Junior Faculty Award

Sebag J. Let green lead not astray *Br J Ophthalmol.* 2005;89:790-792.

Editorial

Seiler M, Aramant R. Transplantation of neuroblastic progenitor cells as a sheet preserves and restores retinal function. *Semin Ophthalmol.* 2005;20:31-42.

Support: EY03040, **RPB**, Vitreoretinal Research Foundation,

Foundation Fighting Blindness, Murray Foundation, Foundation for Retinal Research, Fletcher Jones Foundation

Seiler MJ, Sagdullaev BT, Woch G, Thomas BB, Aramant RB. Transsynaptic virus tracing from host brain to subretinal transplants. *Eur J Neurosci.* 2005;21:161-172.

Support: **RPB**, EY08519, Foundation Fighting Blindness, Murray Foundation, Vitreoretinal Research Foundation, Kentucky Lions Eye Foundation,

Shi GW, Chen J, Concepcion F, Motamedchaboki K, Marjoram P, Langen R, Chen J. Light causes phosphorylation of nonactivated visual pigments in intact mouse rod photoreceptor cells. *J Biol Chem.* 2005;280:41184-41191.

Support: EY12155, Beckman Macular Research Center

Shufelt C, Fraser-Bell S, Ying-Lai M, Torres M, Varma R. Refractive error, ocular biometry, and lens opalescence in an adult population: the los angeles latino eye study. *Invest Ophthalmol Vis Sci.* 2005;46:4450-4460.

Support: EY03040, **RPB**, **RPB Sybil B. Harrington Scholar**, EY11753, Natl Ctr Minority Health and Health Disparities,

Simon J, Sood S, Yoon MK, Kaw P, Zobal-Ratner J, Archer S, Gardiner JA, Hutchinson A, Marcotty A, Noel LP, Olsen TW, Tawansy K, Wallace D. Vitrectomy for dense vitreous hemorrhage in infancy. *J Pediatr Ophthalmol Strabismus.* 2005;42:18-22.

No support listed

Singerman LJ, Brucker AJ, Jampol LM, Lim JI, Rosenfeld P, Schachat AP, Spaide RF. Neovascular age-related macular degeneration: roundtable. *Retina.* 2005;25:S1-S22.

Novartis

Sivaprakasam M, Liu WT, **Humayun MS, Weiland JD**. A variable range bi-phasic current stimulus driver circuitry for an implantable retinal prosthetic device. *IEEE J Solid-State Circ.* 2005;40:763-771.

No support listed

Sivaprakasam M, Liu WT, Wang GX, **Weiland JD, Humayun MS**. Architecture tradeoffs in high-density micro stimulators for retinal prosthesis. *IEEE Trans Circ Syst I-Regular Papers.* 2005;52:2629-2641.

No support listed

Smith RE. The tear film complex: pathogenesis and emerging therapies for dry eyes. *Cornea.* 2005;24:1-7.

Support: EY03040, RPB

Sreekumar PG, Kannan R, Yaung J, Spee CK, **Ryan SJ, Hinton DR**. Protection from oxidative stress by methionine sulfoxide reductases in RPE cells. *Biochem Biophys Res Commun.* 2005;334:245-253.

Support: EY03040, RPB, EY02061, Arnold & Mabel Beckman Foundation

Taban M, Heller KB, Hsu HY, **Sadun AA**. Bifurcating axons account for the increase in axonal population in posterior human optic nerve. *Neuro-Ophthalmology.* 2005;29:109-114.

No support listed

Taban M, Heller KB, Hsu HY, **Sadun AA**. Optic nerve size and constituent components: Posterior is more. *Neuro-Ophthalmology.* 2005;29:103-107.

No support listed

Tang M, Shekhar R, **Huang D**. Mean curvature mapping for detection of corneal shape abnormality. *IEEE Trans Med Imaging.* 2005;24:424-428.

No support listed

Thomas BB, Aramant RB, **Sadda SR, Seiler MJ**. Light response differences in the superior colliculus of albino and pigmented rats. *Neurosci Lett.* 2005;385:143-147.

Support: EY03040

Thomas PB, Albin T, Giri RK, See RF, Evans M, **Rao NA**. The effects of atorvastatin in experimental autoimmune uveitis. *Br J Ophthalmol.* 2005;89:275-279.

Support: EY03040, EY013253

Thorell WE, Chow MM, Prayson RA, Shure MA, Jeon SW, **Huang D, Zeynalov E, Woo HH, Rasmussen PA, Rollins AM, Masaryk TJ**. Optical coherence tomography: a new method to assess aneurysm healing. *J Neurosurg.* 2005;102:348-354.

No support listed

Touitou V, Bodaghi B, Cassoux N, Tran TH, **Rao NA, Cacoub P, LeHoang P**. Vogt-Koyanagi-Harada disease in patients with chronic hepatitis C. *Am J Ophthalmol.* 2005;140:949-952.

No support listed.

Trousdale MD, Zhu Z, Stevenson D, Schechter JE, Ritter T, Mircheff AK. Expression of TNF inhibitor gene in the lacrimal gland promotes recovery of tear production and tear stability and reduced immunopathology in rabbits with induced autoimmune dacryoadenitis. *J Autoimmune Dis.* 2005;2:6.

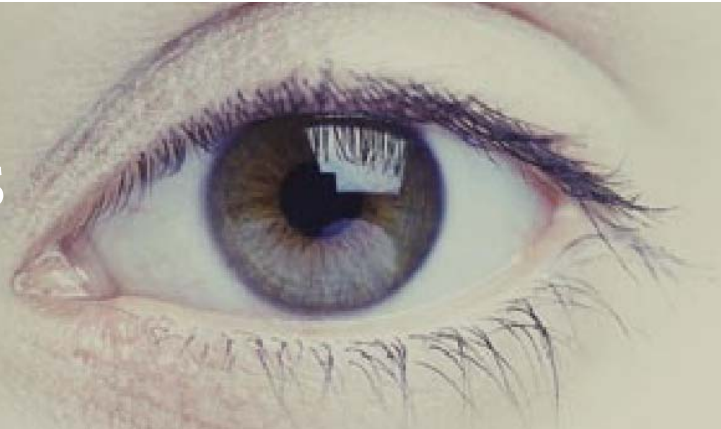
Support: EY03040, RPB, EY12689, EY05801, EY10550

Tu AH, **Chang EL**. Botulinum toxin for palliative treatment of epiphora in a patient with canalicular obstruction. *Ophthalmology.* 2005;112:1469-1471.

No support listed

Ventura DF, Quiros P, Carelli V, Salomao SR, Gualtieri M, Oliveira AG, Costa MF, Berezovsky A, Sadun F, de Negri AM, **Sadun AA**. Chromatic and luminance contrast sensitivities

PUBLICATIONS 2005



in asymptomatic carriers from a large Brazilian pedigree of 11778 Leber hereditary optic neuropathy. *Invest Ophthalmol Vis Sci.* 2005;46:4809-4814.

Support: International Foundation for Optic Nerve Disease, Allergan, FAPESP, Projeto Tematico 02/12733-8, FINEP #66.95.0407.00, CNPq #523303/95-5, USP-PROPesq, CAPES/PROCAD #0019/01-1

Weiland JD, Humayun MS. A biomimetic retinal stimulating array. *IEEE Eng Med Biol.* 2005;24:14-21.

Support: EY03040, RPB, NSF EEC-0310723, DOE, 1R24EY12893, Whitaker Foundation

Weiland JD, Humayun MS. Old idea, new technology. *IEEE Eng Med Biol.* 2005;24:12-13.

No support listed

Weiland JD, Liu W, Humayun MS. Retinal prosthesis. *Annu Rev Biomed Eng.* 2005;7:361-401.

No support listed

Wu GS, Lee TD, Moore RE, Rao NA. Photoreceptor mitochondrial tyrosine nitration in experimental uveitis. *Invest Ophthalmol Vis Sci.* 2005;46:2271-2281.

EY03040, EY015714

Yo C, Ariyasu RG. Racial differences in central corneal thickness and refraction among refractive surgery candidates. *J Refract Surg.* 2005;21:194-197.

No support listed

Yu DY, Cringle SJ, Su E, Yu PK, Humayun MS, Dorin G. Laser-induced changes in intraretinal oxygen distribution in pigmented rabbits. *Invest Ophthalmol Vis Sci.* 2005;46:988-999.

Support: National Health and Medical Research Council of Australia

Zhang C, Lam TT, Tso MO. Heterogeneous populations of microglia/macrophages in the retina and their activation after retinal ischemia and reperfusion injury. *Exp Eye Res.* 2005;81:700-709.

Support: Pannitch Fund, RPB Senior Investigator (Tso)

Zhou J, Hinton DR, Stohlman SA, Liu CP, Zhong L, Marten NW. Maintenance of CD8+ T cells during acute viral infection of the central nervous system requires CD4+ T cells but not interleukin-2. *Viral Immunol.* 2005;18:162-169.

Support: EY03040, NS18146

Zhou J, Marten NW, Bergmann CC, Macklin WB, Hinton DR, Stohlman SA. Expression of matrix metalloproteinases and their tissue inhibitor during viral encephalitis. *J Virol.* 2005;79:4764-4773.

Support: NS18146, NS40667

Zhou JH, Pham L, Zhang N, He SK, Gamulescu MA, Spee C, Ryan SJ, Hinton DR. Neutrophils promote experimental choroidal neovascularization. *Mol Vision.* 2005;11:414-424. Support: EY03040, RPB, Arnold & Mabel Beckman Foundation, EY01545, Deutsche Akademie der Naturforscher Leopoldina (BMBF-LPD 9901/8-52)

Zhu X, Wu K, Rife L, Cawley NX, Brown B, Adams T, Teofilo K, Lillo C, Williams DS, Loh YP, Craft CM. Carboxypeptidase E is required for normal synaptic transmission from photoreceptors to the inner retina. *J Neurochem.* 2005;95:1351-1362.

Support: EY03040, RPB, Fight for Sight, Mary D Allen Endowment, EY07042, EY12598,

Zoumalan CI, Agarwal M, Sadun AA. Optical coherence tomography can measure axonal loss in patients with ethambutol-induced optic neuropathy. *Graefes Arch Clin Exp Ophthalmol.* 2005;243:410-416.

Support: RPB